

CURRENT NAVPS
(as of 9/17/2021)

\$10.00

1 YEAR AGO

\$-

(as of Month ending September, 2020)

2 YEARS AGO

\$-

(as of Month ending September, 2019)

VOLATILITY



Based on 3 year standard deviation

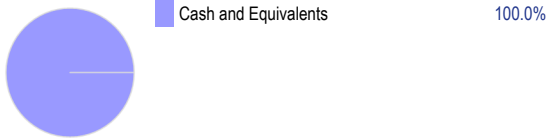
TOP HOLDINGS

as of August 31, 2021

Bank of Nova Scotia 0.00% 21-Dec-2021	7.96%
Canadian Imperial Bank Commrce 0.00% 03-Sep-2021	7.50%
OMERS Finance Trust 0.00% 15-Sep-2021	7.46%
Ontario Province 0.00% 10-Nov-2021	7.41%
CLARITY TRUST	7.31%
HSBC Bank Canada 0.00% 12-Oct-2021	6.95%
Central 1 Credit Union 0.00% 27-Sep-2021	6.39%
Ontario Province 0.00% 02-Feb-2022	6.29%
National Bank of Canada 0.00% 04-Oct-2021	5.74%
Hydro One Inc 0.00% 23-Sep-2021	5.56%

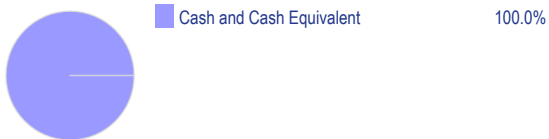
ASSET ALLOCATION

as of August 31, 2021




SECTOR ALLOCATION

as of August 31, 2021



GEOGRAPHIC ALLOCATION

as of August 31, 2021



Educators Money Market Fund Class F

Canadian Money Market

OBJECTIVE

The Fund's investment objective is to produce a high level of interest income consistent with the goal to preserve invested capital. The Fund invests primarily in Canadian government treasury bills and other high quality short-term Canadian corporate debt instruments of not more than one year to maturity.

Category	Canadian Money Market	Fund Managers	Start Date
Managed By	Educators Financial Group Inc.		
Inception Date	May 14, 2021		
Designated Fund MER	-		
Total Assets (\$ millions)	0.49		

COMPOUND RETURN

as of August 31, 2021

Period	1 Mth	3 Mth	6 Mth	1 Yr	3 Yr	5 Yr	10 Yr	Inception
Designated Fund	0.00%	-	-	-	-	-	-	0.00%
Benchmark	0.01%	0.04%	0.06%	0.11%	0.94%	0.89%	0.85%	-
Quartile	3	-	-	-	-	-	-	-

CALENDAR RETURN

as of August 31, 2021

Period	2020	2019	2018	2017	2016	2015	2014	2013	2012
Designated Fund	-	-	-	-	-	-	-	-	-
Benchmark	0.56%	1.66%	1.34%	0.66%	0.50%	0.55%	0.91%	0.98%	0.96%
Quartile	-	-	-	-	-	-	-	-	-

GROWTH OF \$10,000

Annual values as of August 31 2021

