

**CURRENT NAVPS** **\$10.45**  
(as of 9/17/2021)

**1 YEAR AGO** **\$-**  
(as of Month ending September, 2020)

**2 YEARS AGO** **\$-**  
(as of Month ending September, 2019)

**VOLATILITY**



Based on 3 year standard deviation


**TOP HOLDINGS**

as of August 31, 2021

Constellation Software Inc	5.06%
Royal Bank of Canada	4.99%
Thomson Reuters Corp	4.60%
Toronto-Dominion Bank	4.45%
National Bank of Canada	4.42%
Brookfield Asset Management Inc Cl A	4.41%
Canadian National Railway Co	4.37%
Toromont Industries Ltd	4.35%
Bank of Montreal	4.22%
Open Text Corp	4.13%

**ASSET ALLOCATION**

as of August 31, 2021




**SECTOR ALLOCATION**

as of August 31, 2021



**GEOGRAPHIC ALLOCATION**

as of August 31, 2021



# Educators Growth Fund Class F

## Canadian Equity

**OBJECTIVE**

The Fund's investment objective is to provide above-average capital growth over the long-term by investing in growth oriented Canadian companies.

<b>Category</b>	Canadian Equity	<b>Fund Managers</b>	<b>Start Date</b>
<b>Managed By</b>	Educators Financial Group Inc.		
<b>Inception Date</b>	May 14, 2021		
<b>Designated Fund MER</b>	-		
<b>Total Assets (\$ millions)</b>	0.46		

**COMPOUND RETURN**

as of August 31, 2021

Period	1 Mth	3 Mth	6 Mth	1 Yr	3 Yr	5 Yr	10 Yr	Inception
Designated Fund	2.29%	-	-	-	-	-	-	5.67%
Benchmark	1.63%	4.99%	15.50%	28.24%	11.58%	10.40%	8.10%	-
Quartile	1	-	-	-	-	-	-	-

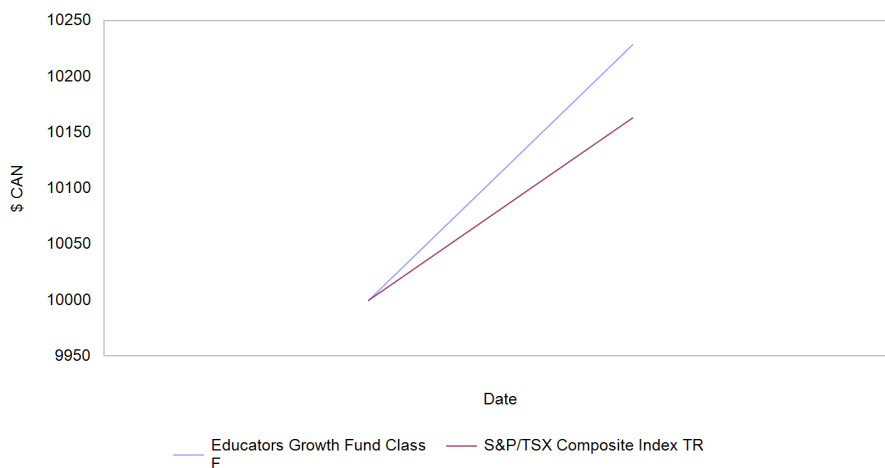
**CALENDAR RETURN**

as of August 31, 2021

Period	2020	2019	2018	2017	2016	2015	2014	2013	2012
Designated Fund	-	-	-	-	-	-	-	-	-
Benchmark	5.60%	22.88%	-8.89%	9.10%	21.08%	-8.32%	10.55%	12.99%	7.19%
Quartile	-	-	-	-	-	-	-	-	-

**GROWTH OF \$10,000**

Annual values as of August 31 2021



Fundata Canada Inc. Important information about this(these) mutual fund(s) is (are) contained in its (their) simplified prospectus(es). Obtain a copy and read it before investing. In the case of money market funds, yield will fluctuate and there is no assurance the fund(s) can maintain a fixed net asset value. Unit/Share value and investment return will fluctuate. No warranty can be made, expressed or implied, of the accuracy or completeness of any information provided as part of this website.

