

CURRENT NAVPS **\$27.41**
(as of 1/14/2019)

1 YEAR AGO **\$28.59**
(as of Month ending January, 2018)

2 YEARS AGO **\$25.92**
(as of Month ending January, 2017)

VOLATILITY (5/10)



Based on 3 year standard deviation

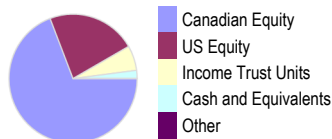
TOP HOLDINGS

as of December 31, 2018

Toronto-Dominion Bank	7.49%
Royal Bank of Canada	7.36%
Bank of Nova Scotia	6.81%
Brookfield Asset Management Inc CI A	4.59%
Canadian National Railway Co	4.29%
Enbridge Inc	3.69%
Manulife Financial Corp	3.55%
Bank of Montreal	3.54%
Microsoft Corp	3.14%
Visa Inc CI A	3.13%

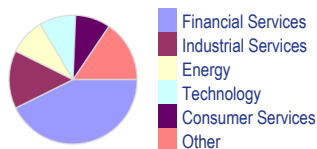
ASSET ALLOCATION

as of December 31, 2018



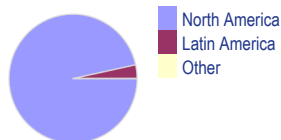
SECTOR ALLOCATION

as of December 31, 2018



GEOGRAPHIC ALLOCATION

as of December 31, 2018



Educators Dividend Fund Class A

Canadian Dividend & Income Equity

OBJECTIVE

The Fund's investment objective is to provide investors with a stable and growing stream of after-tax income with long-term capital growth.

Category	Canadian Dividend & Income Equity	Fund Managers	Start Date
Managed By	Educators Financial Group Inc.	Educators Financial Group Inc.	2/7/2000
Inception Date	February 7, 2000		
Designated Fund MER	1.73%		
Total Assets (\$ millions)	125.81		

COMPOUND RETURN

as of December 31, 2018

Period	1 Mth	3 Mth	6 Mth	1 Yr	3 Yr	5 Yr	10 Yr	Inception
Designated Fund	-6.98%	-10.84%	-8.32%	-7.76%	4.87%	4.30%	7.22%	6.87%
Benchmark	-5.40%	-10.11%	-10.63%	-8.89%	6.37%	4.06%	7.92%	-
Quartile		4	4	3	2	2	1	3

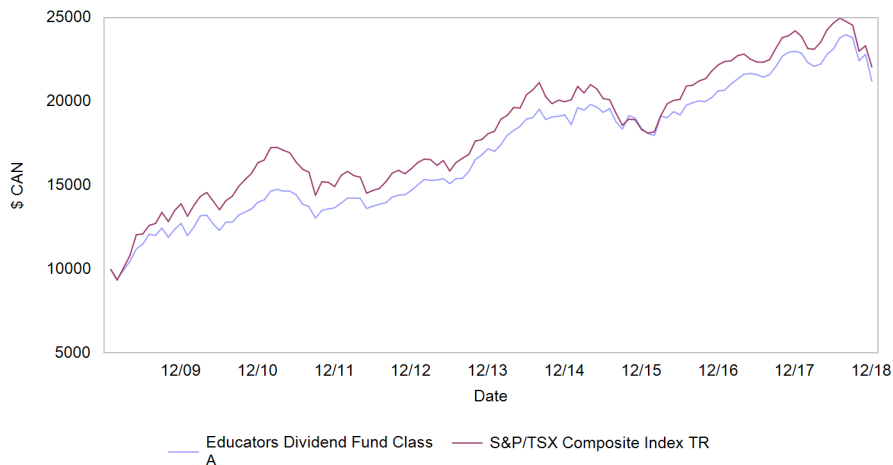
CALENDAR RETURN

as of December 31, 2018

Period	2018	2017	2016	2015	2014	2013	2012	2011	2010
Designated Fund	-7.76%	11.44%	12.21%	-4.20%	11.70%	16.83%	7.64%	-2.37%	9.90%
Benchmark	-8.89%	9.10%	21.08%	-8.32%	10.55%	12.99%	7.19%	-8.71%	17.61%
Quartile		2	1	3	2	1	2	2	3

GROWTH OF \$10,000

Annual values as of December 31 2018



Data Provided by
FUNDATA
DATA THAT MATTER

Fundata Canada Inc. Important information about this(these) mutual fund(s) is (are) contained in its (their) simplified prospectus(es). Obtain a copy and read it before investing. In the case of money market funds, yield will fluctuate and there is no assurance the fund(s) can maintain a fixed net asset value. Unit/Share value and investment return will fluctuate. No warranty can be made, expressed or implied, of the accuracy or completeness of any information provided as part of this website.

